

Caution:
 Install pins this end
 (the threaded side)

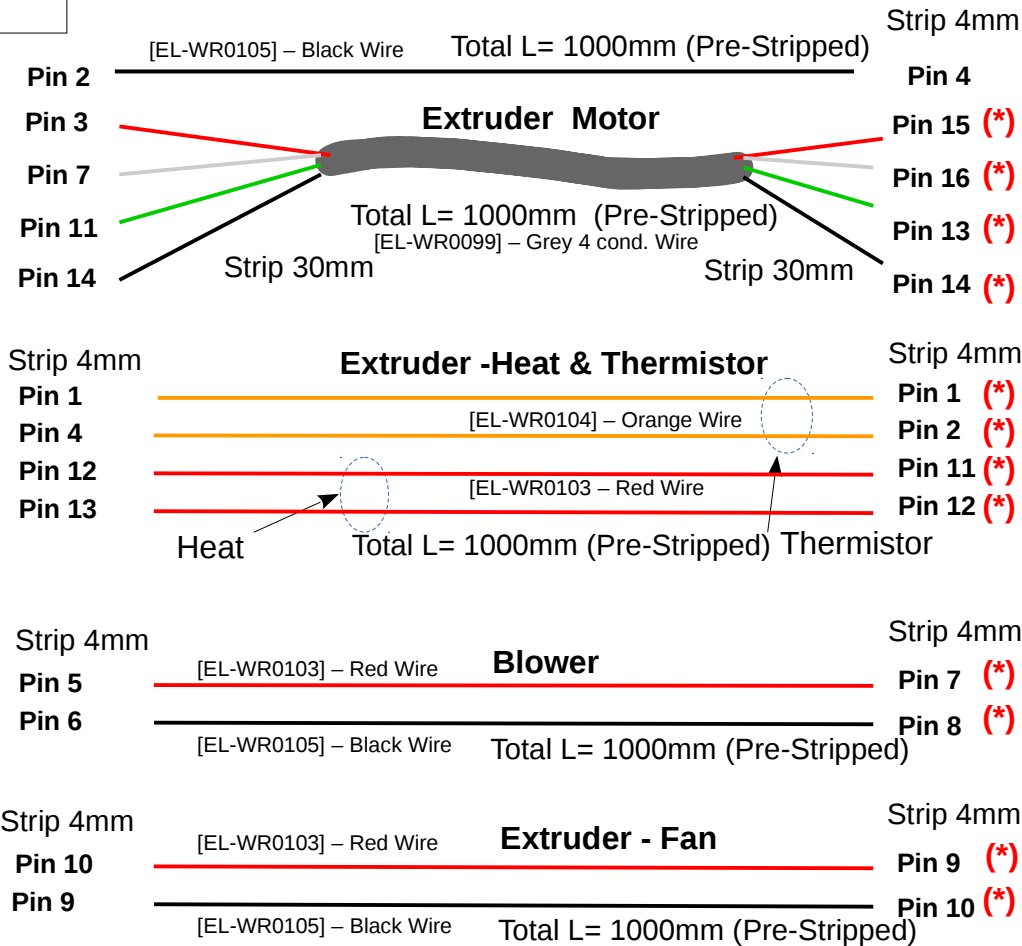
1x [EL-MS0131]
 CONN PLUG CPC 14POS

1x EL-MS0129
 CONN CABLE CLAMP
 CPC SIZE 17 BLK

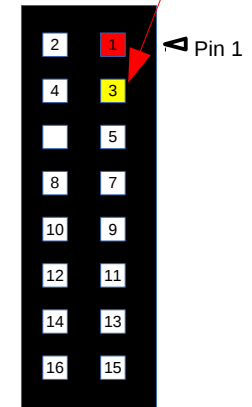
NOTE: Install cable label adjacent
 to connector housing (Vendor Supplied)

Use Small male pins
 [13x EL-MS0123]
 CONN PIN .062 24-26AWG
 TIN CRIMP


Install 3/8" OD Corrugated Tubing
 [EL-MS0139]
 Cut length: 97.5 cm



NOTE:
 Install 1 Blank Key Pins
 With Male Molex
 [EL-MS0205]
 Pins 3



[EL-MS0251]



1x [DC-LB0104]
 Extruder Harness
 Connect Label
 Applied to
 PIN 1 (arrow)
 Side of Connector

**(*) Use female socket - [EL-MS0059]
 Molex-CONN TERM FEMALE 22-24AWG TIN**

Rev	Date	Changes	Change By
A	6/24	Change "100 cm" to "1000 mm" for ease of production	West
B	7/8/19	Add bom, add sticker callout	West

DRAWN BY West		DATE 06/13/19	 ALEPH OBJECTS INCORPORATED			
CHECKED BY Abadie		DATE 07/08/19				
TITLE EL-HR0187 TAZ Extruder Extension v4.0			FILE NAME	SHEET	REV.	
EL-HR0187			EL-HR0187_taz_extruder_extension_v4.0_revB.odg	1	B	

AO part number	qty	UoM	Supplier	supplier pn
EL-MS0131	1	pce	Sager	206044-1
EL-MS0129	1	pce	Heilind	206070-8
EL-WR0105	3000	mm	Allcable	HU1569247BK
EL-WR0099	1000	mm	Allcable	C0762A.41.10
EL-WR0104	2000	mm	Allcable	HU1569247OE
EL-WR0103	4000	mm	Allcable	HU1569247RD
EL-MS0251	1	pce	TTI global	22552161
EL-MS0205	1	pce	TTI global	16-02-0107
EL-MS0059	13	pce	TTI global	16-02-0086
DC-LB0104	1	pce	Sticker Giant	-
EL-MS0139	975	mm	Electronics Distributors Corp	88-00012